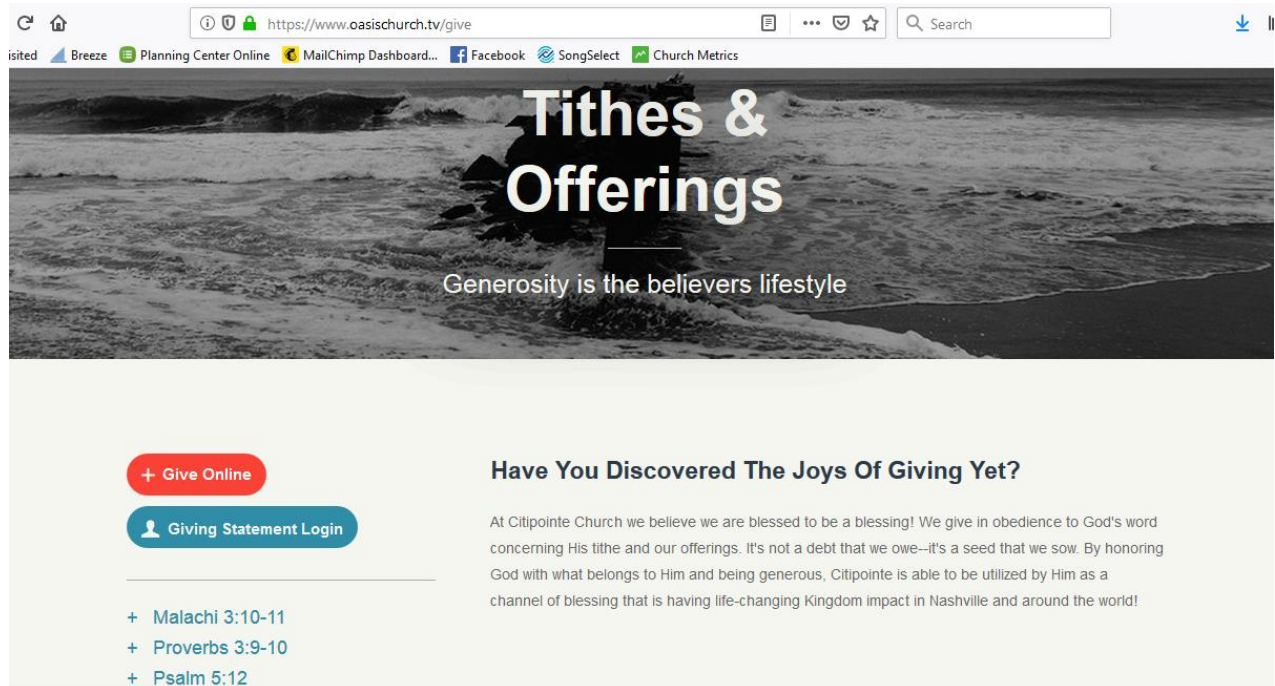


Giving Statement Instructions

1. Go to www.oasischurch.tv/give and click on 'Giving Statement Login'



The screenshot shows a web browser at the URL <https://www.oasischurch.tv/give>. The page features a large header image of a rocky coastline with waves crashing against the shore. Overlaid on the image is the text "Tithes & Offerings" in a large, white, sans-serif font, with the tagline "Generosity is the believers lifestyle" below it. On the left side, there are two prominent buttons: a red one labeled "+ Give Online" and a blue one labeled "Giving Statement Login". Below these are three links: "+ Malachi 3:10-11", "+ Proverbs 3:9-10", and "+ Psalm 5:12". On the right side, there is a section titled "Have You Discovered The Joys Of Giving Yet?" followed by a paragraph of text explaining the church's perspective on giving.

Tithes & Offerings
Generosity is the believers lifestyle

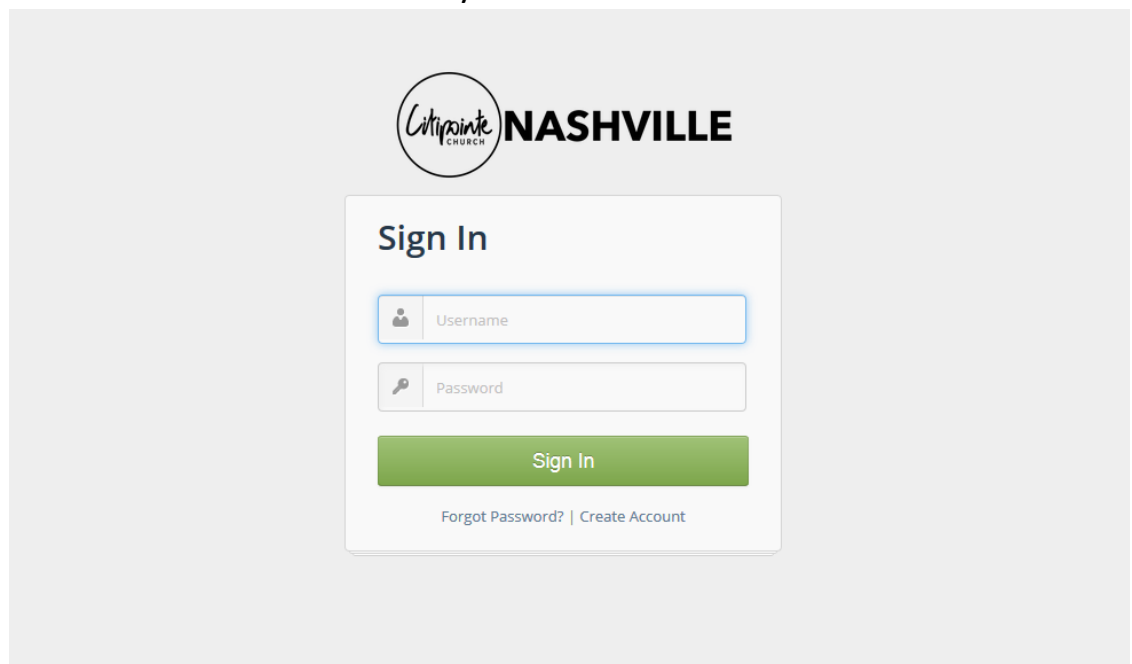
[+ Give Online](#)
[Giving Statement Login](#)

[+ Malachi 3:10-11](#)
[+ Proverbs 3:9-10](#)
[+ Psalm 5:12](#)

Have You Discovered The Joys Of Giving Yet?

At Citipointe Church we believe we are blessed to be a blessing! We give in obedience to God's word concerning His tithes and our offerings. It's not a debt that we owe—it's a seed that we sow. By honoring God with what belongs to Him and being generous, Citipointe is able to be utilized by Him as a channel of blessing that is having life-changing Kingdom impact in Nashville and around the world!

2. Sign in, Create your Account, or click 'Forgot my Password' to access your account.



The screenshot shows the "Sign In" page for Citipointe Nashville. At the top center is the church's logo, which consists of a circular emblem with the word "Citipointe" in a script font and "CHURCH" in a smaller sans-serif font below it, followed by the word "NASHVILLE" in a large, bold, sans-serif font. Below the logo is a white box with a light gray border containing the "Sign In" form. The form has a title "Sign In" at the top. It features two input fields: "Username" with a person icon and "Password" with a key icon. Below the fields is a green "Sign In" button. At the bottom of the form, there are two links: "Forgot Password?" and "Create Account".

Citipointe CHURCH NASHVILLE

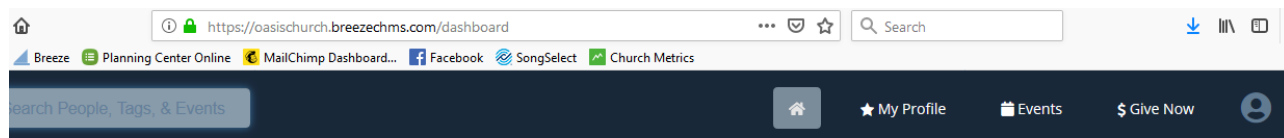
Sign In

[Sign In](#)

[Forgot Password?](#) | [Create Account](#)

Giving Statement Instructions

3. Once you're in, Click 'My Profile'




My Profile


Events


Give

View event information on the calendar.

\$ Give Online

Manage Recurring Giving

4. Then click on 'Giving'

Search People

Dashboard People Tags Events More

Details Tags Attendance Giving Notes

More

Anonymous Giver

(615) 331-0202
giving@oasischurch.tv

Main click to edit section Education, Work, and Special Skills

Name Anonymous Giver No information stored.

Gender Male

Age 23 Years Old
September 21, 1995

Contact

Giving Statement Instructions

5. Be Sure to Change the START date to 01/01/2018 and end date to 12/31/2018 to get your giving statement for the full 2018 calendar year. Please use 01/01/2019 as your start date, and 12/31/2019 as your end date for your 2019 statement.

The screenshot shows a user profile for 'Anonymou' with a phone number (615) 331-0202 and email giving@oasischurch.tv. The profile has tabs for 'Details' and 'Giving'. Below the profile, there are filters for 'Show For' (Giver Family), 'Start Date' (01/01/2019), and 'End Date' (01/17/2019).

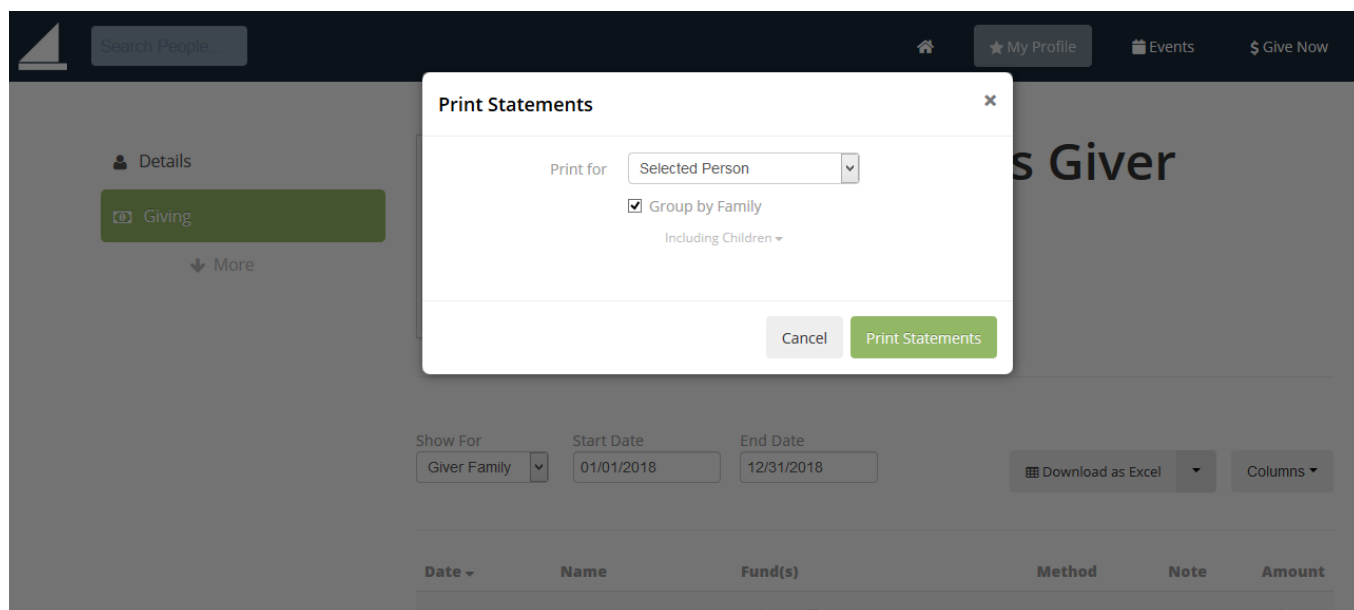
6. You can download your giving in Excel, or you can click the small arrow beside it to open the option to Print Your Statement.

The screenshot shows a user profile for 'Anonymous Giver' with a phone number (615) 331-0202 and email giving@oasischurch.tv. The profile has tabs for 'Details' and 'Giving'. Below the profile, there are filters for 'Show For' (Giver Family), 'Start Date' (01/01/2018), and 'End Date' (12/31/2018). A dropdown menu is open, showing options for 'Download as Excel' and 'Print Statement'. Below the filters, a table is visible with columns for Date, Name, Fund(s), Method, Note, and Amount.

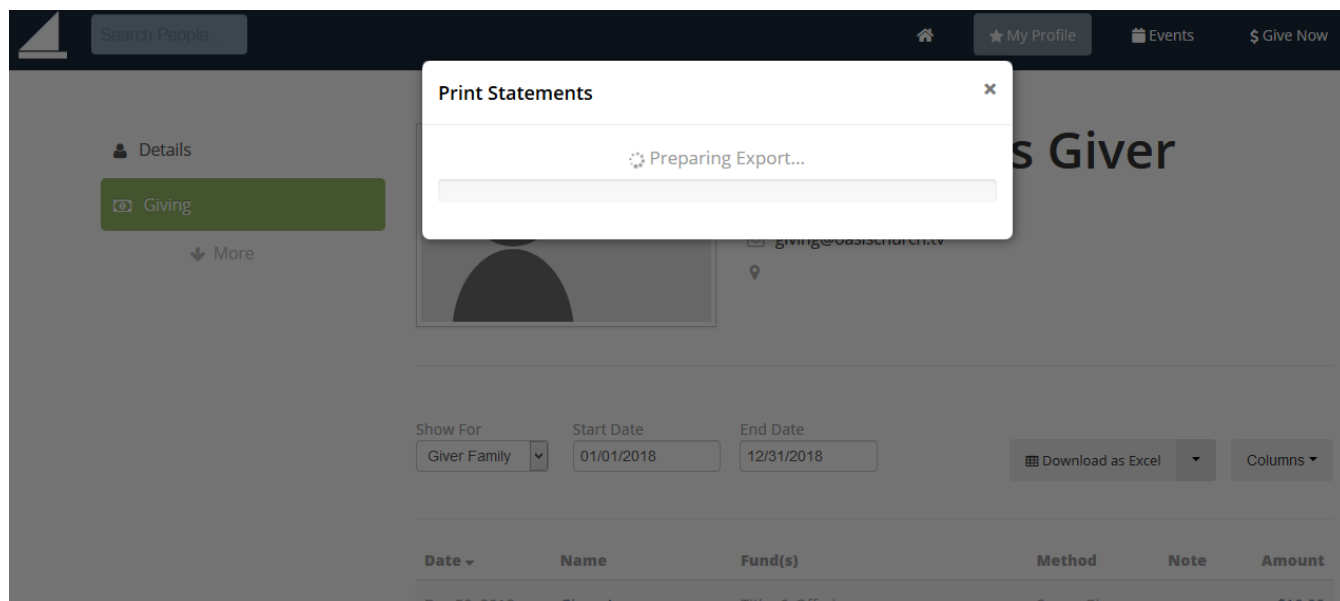
Date	Name	Fund(s)	Method	Note	Amount
Dec 20, 2018	Giver Anonymous	Tithe & Offering	SecureGive		\$10.00

Giving Statement Instructions

7. You can print by individual or by family.



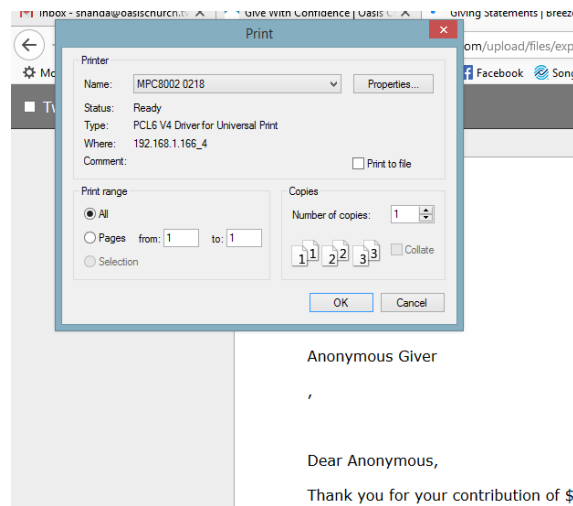
8. Hang on while it prepares your export




Be patient. Sing a song. Call an extended family member. Tell your kids a story. It'll be ready soon. 😊

Giving Statement Instructions

9. When it's ready, you can save the file, or print it.



10. If the Print prompt box doesn't open in a pop-up window, click 'Print' in the top right corner



If you have any issues, please call our office at 615-331-0202, or email giving@oasischurch.tv. A member of our Finance Team will get back with you during our office hours Monday – Thursday from 9 am to 4 pm.