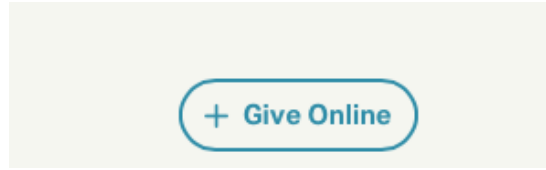
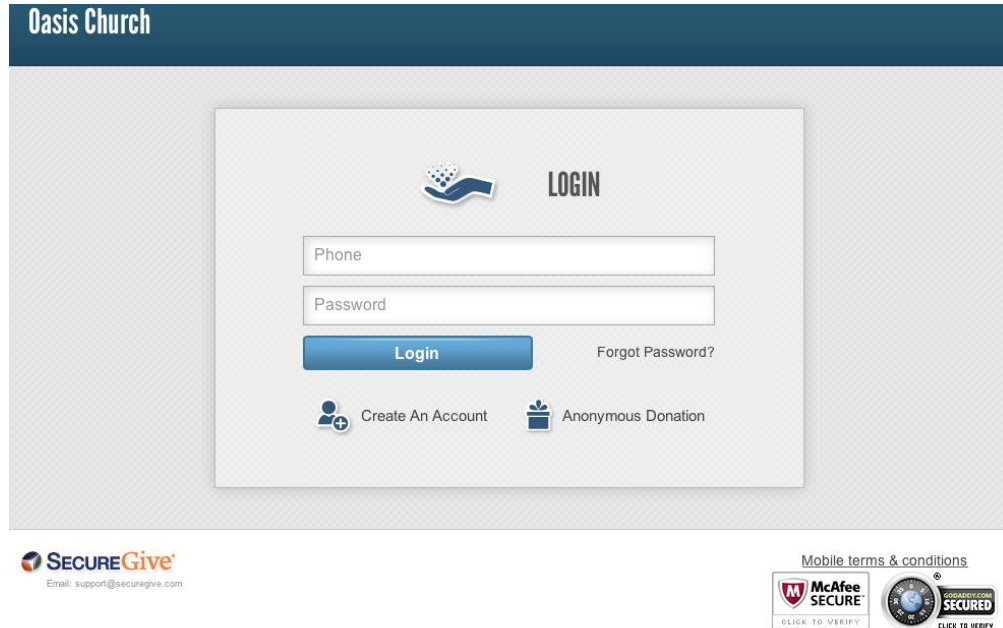


- TO ACCESS OUR ONLINE GIVING PORTAL, GO TO OASISCHURCH.TV/GIVE, AND CLICK ON 'GIVE ONLINE.'

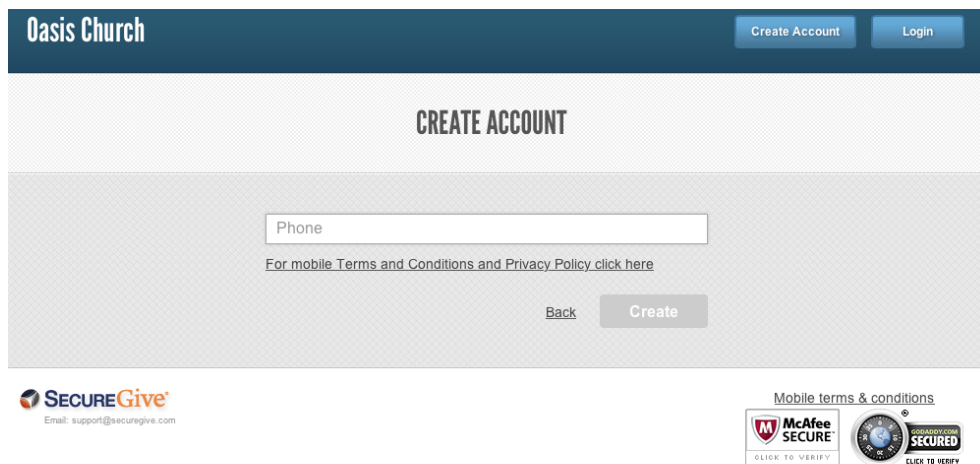


- THAT WILL TAKE YOU TO THE LOGIN SCREEN

- TO SET UP A NEW ACCOUNT, CLICK 'CREATE ACCOUNT'



- ENTER IN YOUR PHONE NUMBER



- ON THE NEXT SCREEN, FILL IN THE REST OF YOUR INFORMATION.
 - IF YOU WANT TO RECEIVE EMAILS ABOUT YOUR GIVING, OR KEEP UP TO DATE ON OUR ACTIVITIES & EVENTS, BE SURE TO CHECK 'ORGANIZATION MAY CONTACT ME THROUGH EMAIL.'

- WHEN YOU'RE DONE, CLICK 'CREATE'.

CREATE ACCOUNT

Phone 6153310202

First Name Oasis

Last Name Giving

Country United States

Address 7533 Lords Chapel Dr.

Address 2

City Nashville

State Tennessee

Zip 37211

Email giving@oasischurch.tv

Organization may contact me through email

Password

Confirm Password

[For mobile Terms and Conditions and Privacy Policy click here](#)

Back Create

SECUREGive
Email: support@securegive.com

Mobile terms & conditions

McAfee SECURE
CLICK TO VERIFY

GOODABOV.COM SECURED
CLICK TO VERIFY

- YOU CAN THEN FILL OUT THE SPECIFICS OF YOUR ONE-TIME GIFT OR SET UP RECURRING GIVING.

Oasis Church

Transaction Type Manage Recurring History

MAKE A DONATION

1

SELECT TRANSACTION

One Time Donation Recurring Donation Make a Payment

Next

2

3

SECUREGive
Email: support@securegive.com

Mobile terms & conditions

McAfee SECURE
CLICK TO VERIFY

GOODABOV.COM SECURED
CLICK TO VERIFY

- WHEN YOU'RE DONE, CLICK 'NEXT', AND ENTER THE SPECIFICS OF YOUR GIFT.

Make A Donation

1

2

3

Enter Amounts

Oasis Nashville Tithe & Offering	<input type="text" value="0.00"/>
Baby Boomers Tithe & Offering	<input type="text" value="0.00"/>
Boomtown Tithe & Offering	<input type="text" value="0.00"/>
Velocity Tithe & Offering	<input type="text" value="0.00"/>
7:11 Tithe & Offering	<input type="text" value="0.00"/>
Kingdom Builder	<input type="text" value="0.00"/>
Student Kingdom Builder	<input type="text" value="0.00"/>
VISION	<input type="text" value="0.00"/>

Total \$0.00

- THEN ENTER YOUR BILLING INFORMATION
- IF YOU WANT TO SAVE YOUR DEFAULT PAYMENT METHOD, BE SURE TO CHECK THE BOX THAT SAYS 'SAVE AS DEFAULT PAYMENT METHOD.'

3

BILLING INFORMATION

Save as a default payment method

Payment Type

Card Holder Name

Card Number

Expiration Month Year

Security Code Zip Code




Continue

Prev

- YOU'RE ALL SET!
-

TO SET UP A RECURRING GIFT, CHECK 'RECURRING DONATION' WHEN YOU LOG IN, AND YOU CAN THEN SET UP YOUR GIVING SCHEDULE AND AMOUNT



BILLING INFORMATION

<input type="text" value="28 January, 2015"/> <input type="text" value="28 January, 2016"/> <input type="text" value="Frequency Weekly"/>	<input type="checkbox"/> Save as a default payment method Payment Type Card Card Holder Name Card Number Expiration Month January Year 2015 Security Code Zip Code
---	---

This donation will process every Wednesday beginning January 28, 2015 until January 28, 2016.

